

PRODUCT INFORMATION PACKET



Model No: 110089.00
Catalog No: 110089.00
1.50 HP Agricultural Motor, 1 phase, 1800 RPM, 115/208-230 V, 56H Frame, TEFC
Agricultural Motors



Regal and Leeson are trademarks of Regal Beloit Corporation or one of its affiliated companies.
©2020 Regal Beloit Corporation, All Rights Reserved. MC017097E





Nameplate Specifications

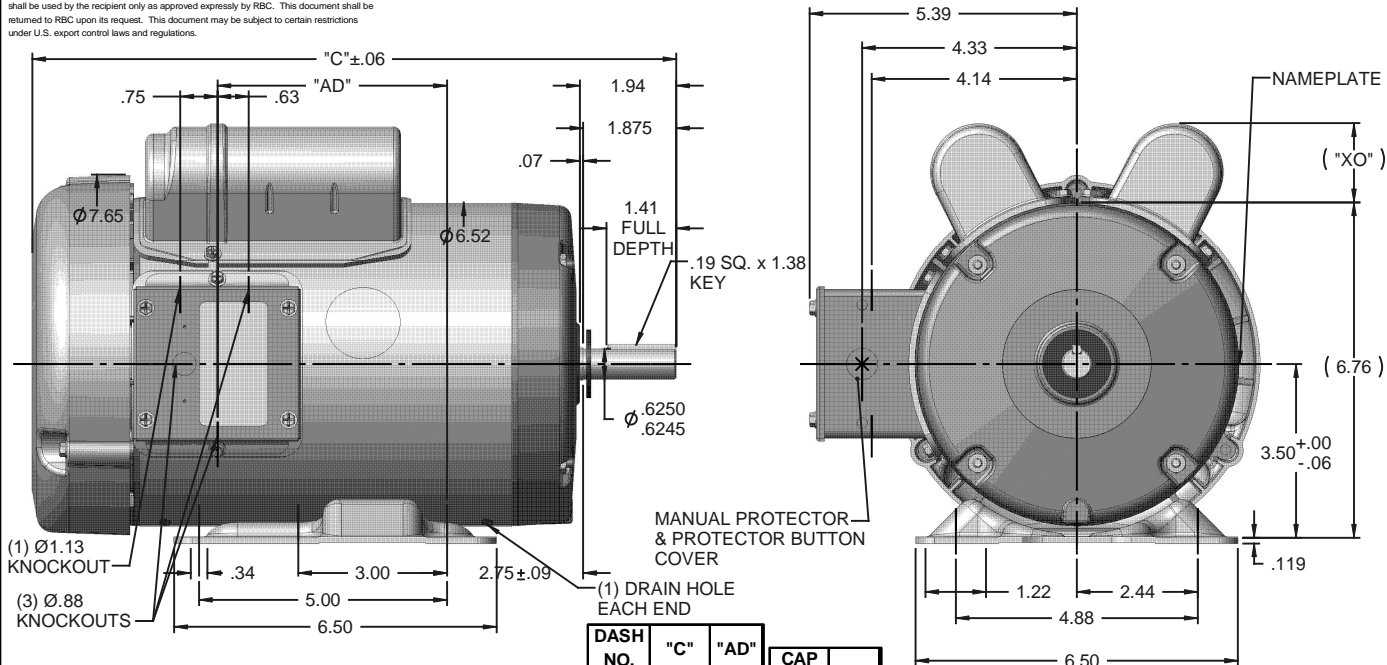
Output HP	1.50 Hp	Output KW	1.1 kW
Frequency	60 Hz	Voltage	115/208-230 V
Current	17.2/8.8-8.6 A	Speed	1725 rpm
Service Factor	1.15	Phase	1
Efficiency	79 %	Power Factor	73
Duty	Continuous	Insulation Class	F
Design Code	L	KVA Code	J
Frame	56H	Enclosure	Totally Enclosed Fan Cooled
Thermal Protection	Manual	Ambient Temperature	40 °C
Drive End Bearing Size	6203	Opp Drive End Bearing Size	6203
UL	Recognized	CSA	Y
CE	N	IP Code	54

Technical Specifications

Electrical Type	Capacitor Start Capacitor Run	Starting Method	Across The Line
Poles	4	Rotation	Selective Counterclockwise
Resistance Main	1.4 Ohms	Mounting	Rigid base
Motor Orientation	Horizontal	Drive End Bearing	Ball
Opp Drive End Bearing	Ball	Frame Material	Rolled Steel
Shaft Type	NEMA 56	Overall Length	12.99 in
Frame Length	7.50 in	Shaft Diameter	0.625 in
Shaft Extension	1.88 in	Assembly/Box Mounting	F1 ONLY
Connection Drawing	005053.02	Outline Drawing	028779-750B

This is an uncontrolled document once printed or downloaded and is subject to change without notice. Date Created:14/10/2020

RBC PROPRIETARY AND CONFIDENTIAL INFORMATION
 This document is the property of REGAL BELOIT CORPORATION ("RBC") including its subsidiaries and divisions and contains proprietary information of RBC. This document is based on the express condition that neither it nor the information contained therein shall be disclosed to others without the express written consent of RBC, and that the information shall be used by the recipient only as approved expressly by RBC. This document shall be returned to RBC upon its request. This document may be subject to certain restrictions under U.S. export control laws and regulations.

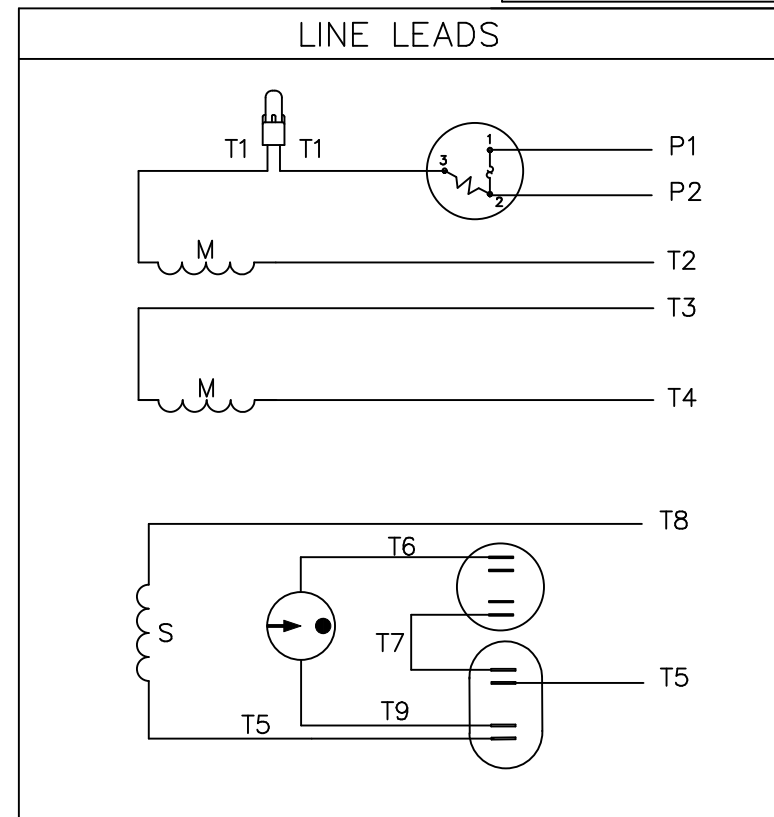
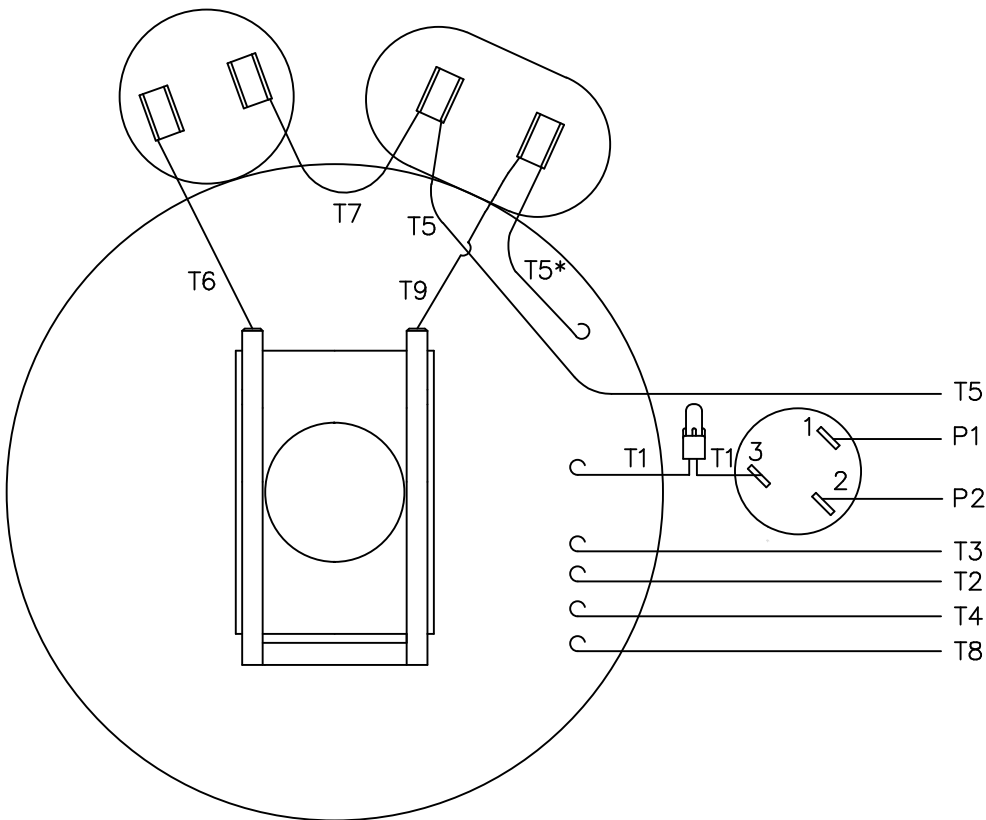


- NOTES:
 1) MANUAL OVERLOAD PROTECTOR.
 2) FLINGER ON SHAFT.
 3) GASKETS THROUGHOUT.
 4) DRAIN HOLE IN FRAME (BOTH ENDS).

DASH NO.	"C"	"AD"	CAP DASH	"XO"
700	12.49	4.13		
750	12.99	4.63	A	1.15
800	13.49	5.13	B	1.60
850	13.99	5.63	C	1.82

		TOLERANCES UNLESS SPECIFIED		LEESON ELECTRIC MOTORS GEARMOTORS AND DRIVES	DRAWN JJK 08/24/07
		DEC	INCHES		CHK
		X	±.1		APPR
		.XX	±.03		SCALE 3:8
		.XXX	±.005		REF OL110089
		.XXXX	±.0005	MATL	FMF 110089.00
NO	REVISION	BY & DATE	CHK ANG ±1/2°	FINISH	PAGE OF
			RFP	PREV	SIZE DRAWING NO
			NETWORK FILE NAME 028779		A 028779
					REV

VIEW FROM OUTSIDE OF MOTOR AT SWITCH END.



	ROTATION FACING LEAD END	L1	L2	JOIN	INSULATE SEPARATELY
HIGH VOLT	C.C.W.	P1	T4 T5	T2,T3 T8	P2
	C.W.	P1	T4 T8	T2,T3 T5	P2
LOW VOLT	C.C.W.	P1	T2,T4 T5	P2,T3 T8	-----
	C.W.	P1	T2,T4 T8	P2,T3 T5	-----

* THIS LEAD MAY BE WHITE

		TOLERANCES UNLESS SPECIFIED	
		DEC.	INCHES
		.X	±.1
		.XX	±.01
04	ADDED "*" TO T5	RLW 7/22/02	.XXX ±.005
03	REDRAWN ON CAD	DBT 05/27/97	.XXXX ±.0005
NO.	REVISION	BY & DATE	CHK ANG ±1/2"

REGAL-BELOIT Motor Technologies Group

REGAL-BELOIT Motor Technologies Group

EXTERNAL WIRING DIAGRAM TYPE "K" W/PROTECTOR

DECAL 004011

FINISH	CAD FILE	00505302	SIZE	DRAWING NO.	REV.
			A	005053-02	04

DRAWN ADH 06/16/76
 CHK WRK 06/30/76
 APPD
 SCALE 1=1
 REF
 FMF 6K17FB8A
 PREV

