PRODUCT INFORMATION PACKET

Model No: 5KCR46MN0055Y
Catalog No: E264
1/2 HP General Purpose Motor, 1 phase, 1800 RPM, 100-120/200-240 V, 56C Frame, TEFC
Single Phase TEFC Motors

Regal and Marathon are trademarks of Regal Beloit Corporation or one of its affiliated companies.
©2021 Regal Beloit Corporation, All Rights Reserved. MC017097E

Nameplate Specifications

Output HP	0.50 Hp	Output KW	0.37 kW
Frequency	60 Hz	Voltage	100-120/200-240 V
Current	5.8-5.6,2.9-2.8 A	Speed	1725/1425 rpm
Service Factor	1.25	Phase	1
Efficiency	74 %	Power Factor	0
Duty	Continuous	Insulation Class	B
KVA Code	N	Frame	56C
Enclosure	Totally Enclosed Fan Cooled	Thermal Protection	MAN
Ambient Temperature	40 °C	Drive End Bearing Size	6203
Opp Drive End Bearing Size	6203	UL	Recognized
CSA	Yes	CE	N

Technical Specifications

Electrical Type	Capacitor Start Capacitor Run	Starting Method	SM
Poles	4	Rotation	Counterclockwise/Clockwise
Mounting	Rigid Base	Motor Orientation	ANY
Drive End Bearing	BALL	Opp Drive End Bearing	Ball
Frame Material	Rolled Steel	Overall Length	11.83 in
Frame Length	6.55 in	Shaft Diameter	0.630 in
Shaft Extension	1.88 in		
Connection Drawing	52A105383BA	Outline Drawing	52A107739P1

This is an uncontrolled document once printed or downloaded and is subject to change without notice. Date Created:05/01/2021

SHEET 1 | REV 10 | 52A107739 | SIZE A | DRAWING NO.

THIRD ANGLE PROJECTION

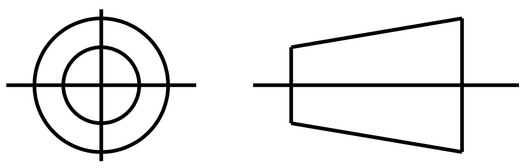

REVISIONS

REV.	DESCRIPTION	DATE	APPROVED
9	ADDED PT#8 PER PROD. 1S11-5707	12/05/11	KARTHIK
10	ADDED PT#9 PER SAMPLE DS12-5331	12/15/12	RAJESH

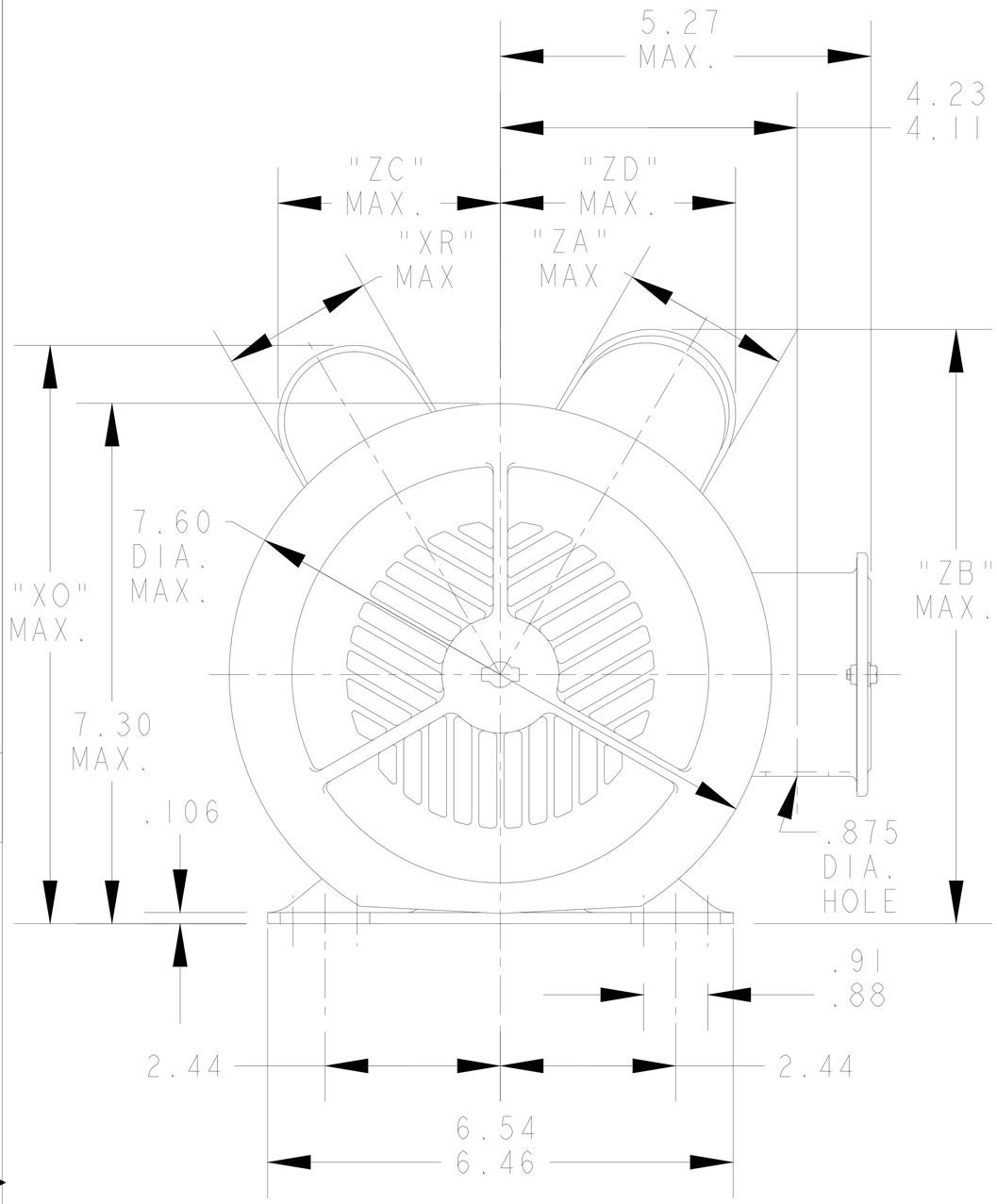

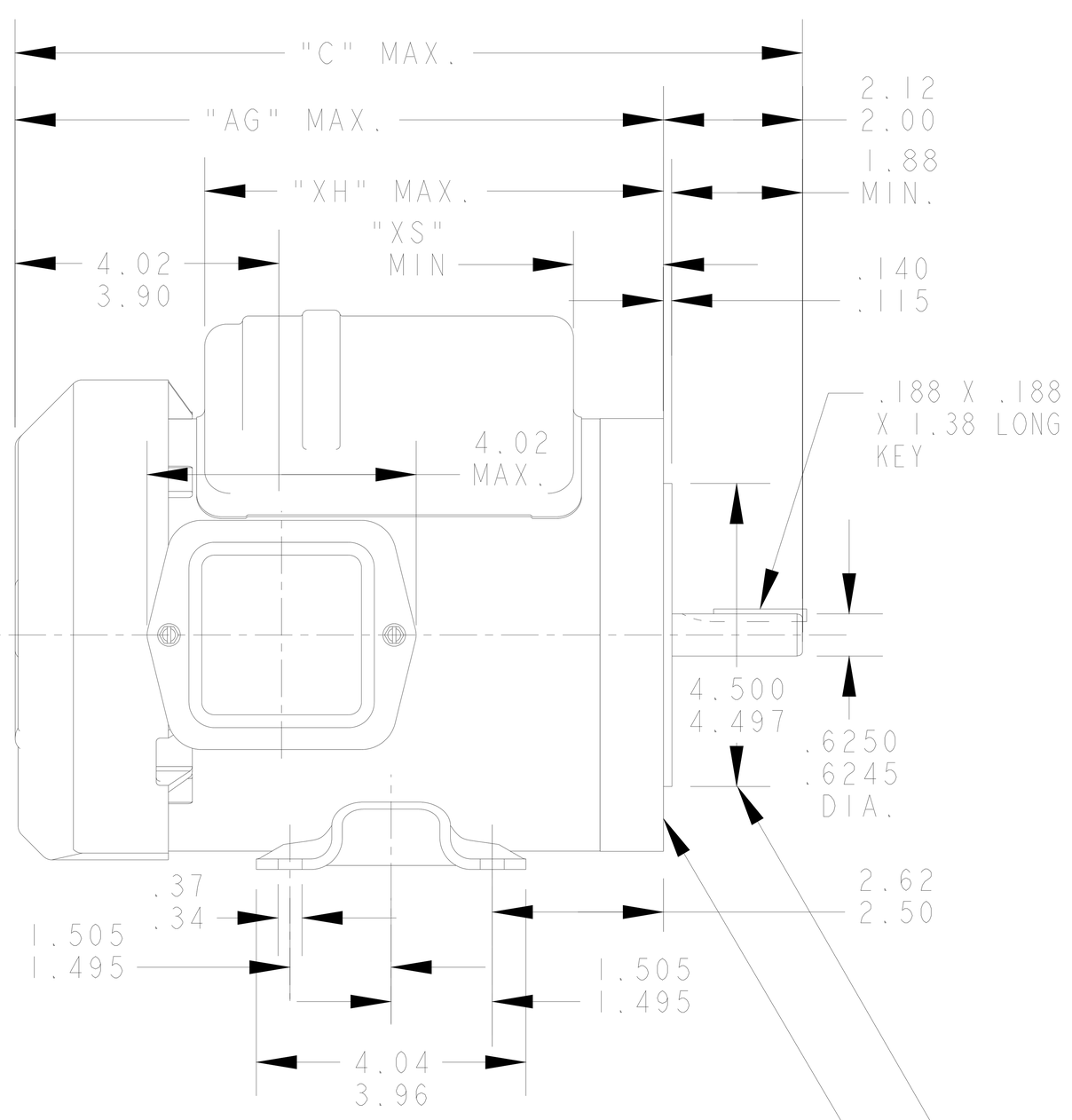

FACE RUNOUT (WITH INDICATOR MOUNTED STATIONARY, RELATIVE TO SHAFT) MUST NOT EXCEED .004 T.I.R.

ECCENTRICITY OF THIS SURFACE (WITH INDICATOR MOUNTED STATIONARY, RELATIVE TO SHAFT) MUST NOT EXCEED .004 T.I.R.

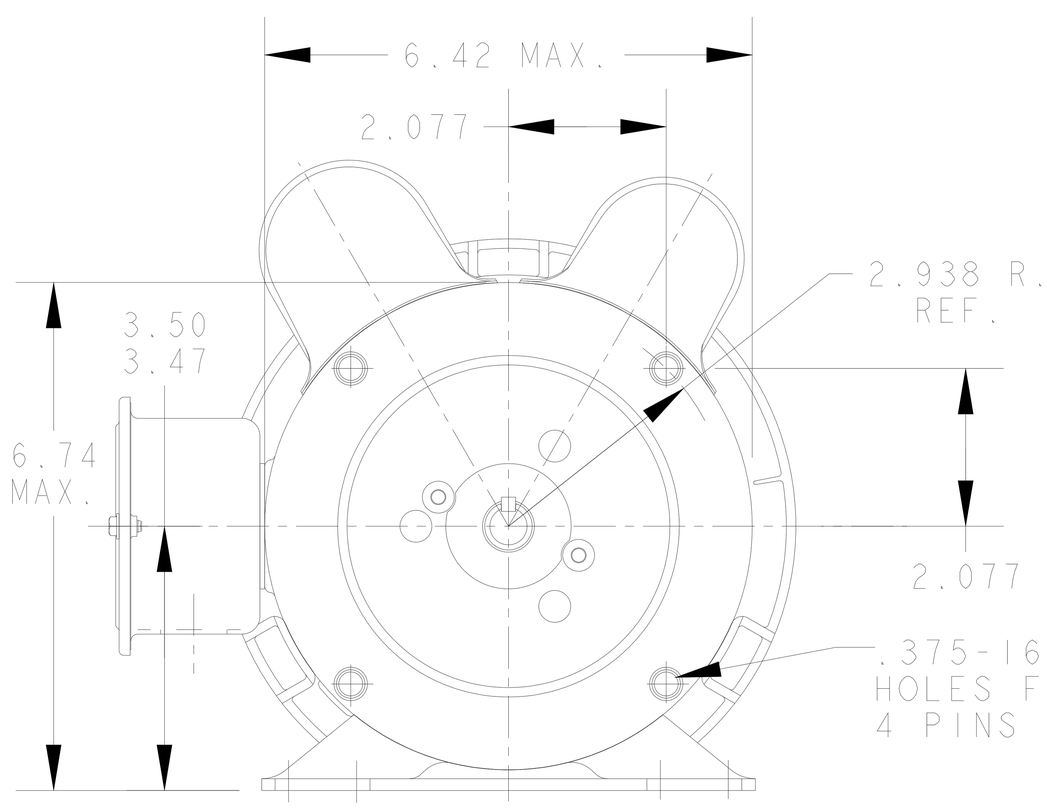

.375-16UNC-2B (4 HOLES) .70 MIN. FULL THREAD. THESE HOLES FIT A GAGE HAVING A RABBET 4.5005 DIA. AND 4 PINS .2917 DIA. LOCATED ON THE BASIC HOLE POSITIONS.

VIEW OF P.E. END SHIELD

ALL DIMENSIONS ARE IN INCHES

SIGNATURES		DATE
MODEL	M.D.PAPE	10/15/91
DETAIL	.	.
CHECKED	.	.
ENGRG	.	.
MFG	.	.
QUALITY	.	.
ISSUED	M.D.PAPE	11/13/98
SOLID MODEL: 52A107739		

FOR ADDITIONAL INFO REFER TO:
APPLIED PRACTICES .
DIMENSIONS ARE IN INCHES ✓
MATERIAL .

REGAL BELOIT

REGAL-BELOIT CORPORATION

TITLE

OUTLINE

GENERAL PURPOSE MOTOR TEFC - BALL BEARING

- WELDED BASE R2 END MOUNTED FMF - 40 FRAME REDESIGN (5KCR46MN0055X)

SIZE	DRAWING	REV
A	52A107739	10

SCALE: 0.250 | REF. No: . | SHEET 1 OF 2

SHEET 2 | REV 10 | 52A107739 | DRAWING NO. | SIZE A

THIRD ANGLE PROJECTION

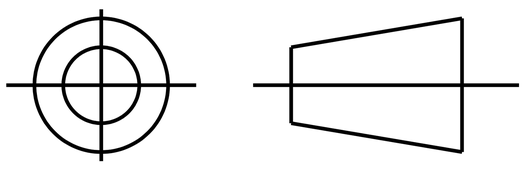

REVISIONS

REV.	DESCRIPTION	DATE	APPROVED
9	ADDED PT#8 PER PROD. 1S11-5707	12/05/11	KARTHIK
10	ADDED PT#9 PER SAMPLE DS12-5331	12/15/12	RAJESH

P	TYPE	GE SIZE	NEMA FR.	"C"	"AG"	"XH"	"XO"	"XR"	"XS"	"ZA"	"ZB"	"ZC"	"ZD"	MIN. SHELL
9	KCR	49	56CY	12.97	10.85	7.50	8.33	2.33	1.98	2.33	8.14	3.30	3.60	7.68
8	KCR	49	56CY	12.97	10.85	7.61	8.40	2.40	1.86	2.72	8.77	3.20	3.66	7.68
7	KCR	49	56C	14.28	12.16	8.17	8.40	2.40	2.35	2.40	8.40	3.38	3.38	8.99
6	KCR	48	56C	13.72	11.60	7.61	8.40	2.40	1.79	2.40	8.40	3.38	3.38	8.43
5	KC	49	56CY	12.44	10.32	7.54	8.18	2.15	1.79	1.60	7.72	3.20	2.97	7.15
4	KC	46	56CY	11.84	9.72	6.94	8.18	2.15	1.19	1.60	7.72	3.20	2.97	6.55
3	KCR	49	56CY	12.97	10.85	7.61	8.18	2.15	1.86	2.72	8.77	3.20	3.66	7.68
2	KCR	49	56CY	12.44	10.32	7.54	8.18	2.15	1.79	2.40	8.40	3.20	3.38	7.15
1	KCR	46	56CY	11.84	9.72	6.94	8.18	2.15	1.19	2.40	8.40	3.20	3.38	6.55

SIGNATURES		DATE
MODEL	M.D.PAPE	10/15/91
DETAIL	.	.
CHECKED	.	.
ENGRG	.	.
MFG	.	.
QUALITY	.	.
ISSUED	M.D.PAPE	11/13/98

SOLID MODEL: 52A107739

FOR ADDITIONAL INFO REFER TO:

APPLIED PRACTICES .

DIMENSIONS ARE IN INCHES

MATERIAL .

REGAL BELOIT

REGAL-BELOIT CORPORATION

TITLE

OUTLINE

GENERAL PURPOSE MOTOR TEFC - BALL BEARING

- WELDED BASE R2 END MOUNTED FMF - 40 FRAME REDESIGN (5KCR46MN0055X)

SIZE A | DRAWING 52A107739 | REV 10

SCALE: 0.250 | REF. No: . | SHEET 2 OF 2

THIRD ANGLE PROJECTION

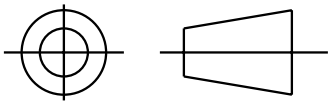

REVISIONS			
REV.	DESCRIPTION	DATE	APPROVED
7	UPDATED FORMAT	01/05/06	MAM

CCW/CW ROTATION - DUAL VOLTAGE
TYPE KC , KH OR KCR - WITH THERMAL PROTECTOR

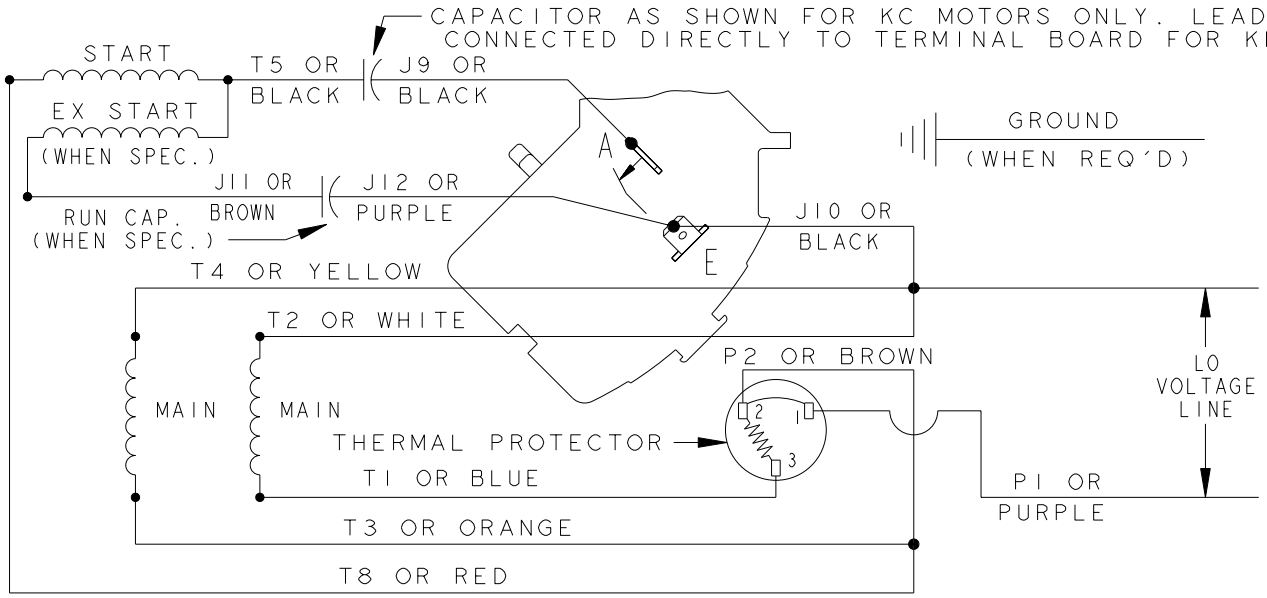

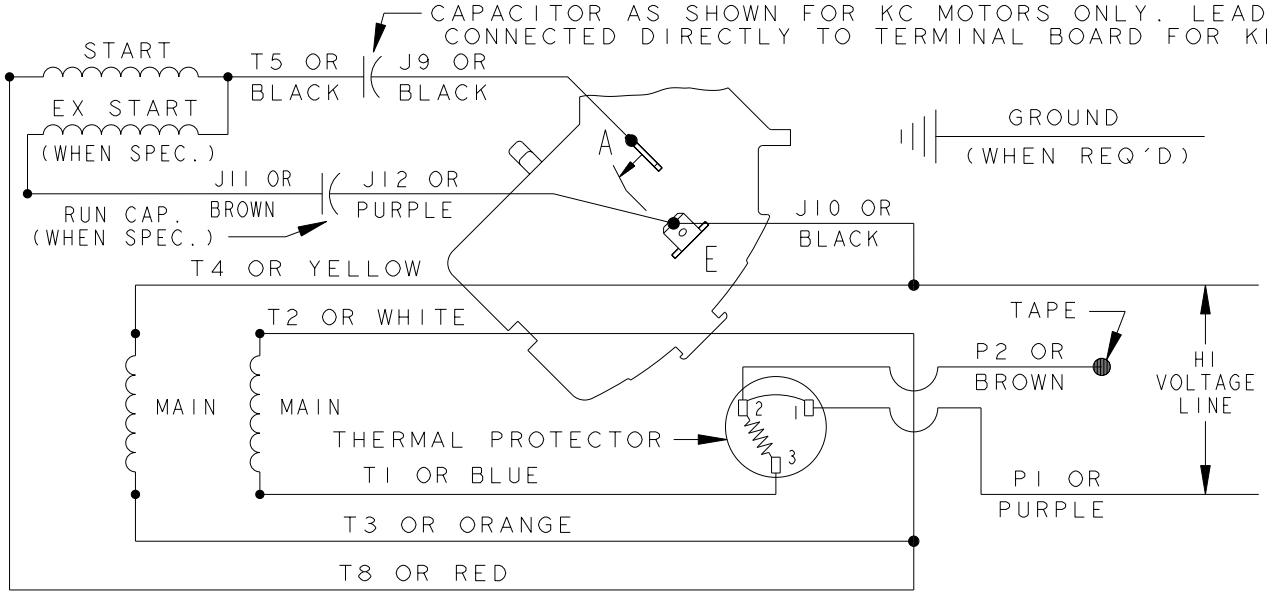

NOTE#1 - TO REVERSE ROTATION, INTERCHANGE T8 RED AND J10 BLACK LEADS.
NOTE#2 - WHEN MORE THAN ONE CAPACITOR IS USED, CONNECT IN PARALLEL.
NOTE#3 - 115D958ABP5 - HIGH CURRENT CONTACTS.

SWITCH (C) - 115D958ABP5, SWITCH (H) - 115D958AA (USE 115D958DA FOR EP)

REF. DIAG. - 113A327,119A9352 & 52A102102 | CONNECTION LABEL - 52X332912

SIGNATURES		DATE
MODEL	M.D.P.	06/29/87
DETAIL	.	.
CHECKED	.	.
ENGRG	.	.
MFG	.	.
QUALITY	.	.
ISSUED	M.D.P.	12/11/97
SOLID MODEL: 52A105383BA		

FOR ADDITIONAL INFO REFER TO:
APPLIED PRACTICES .
DIMENSIONS ARE IN INCHES
MATERIAL .

REGAL-BELOIT CORPORATION

TITLE **CONNECTION DIAGRAM**

.

FMF: 30 FRAME SWITCH REDESIGN

SIZE A | DRAWING 52A105383BA | REV 7

SCALE: 1.000 | REF. No: . | SHEET 1 OF 1

SHEET 1 | REV 7 | DRAWING NO. 52A105383BA | SIZE