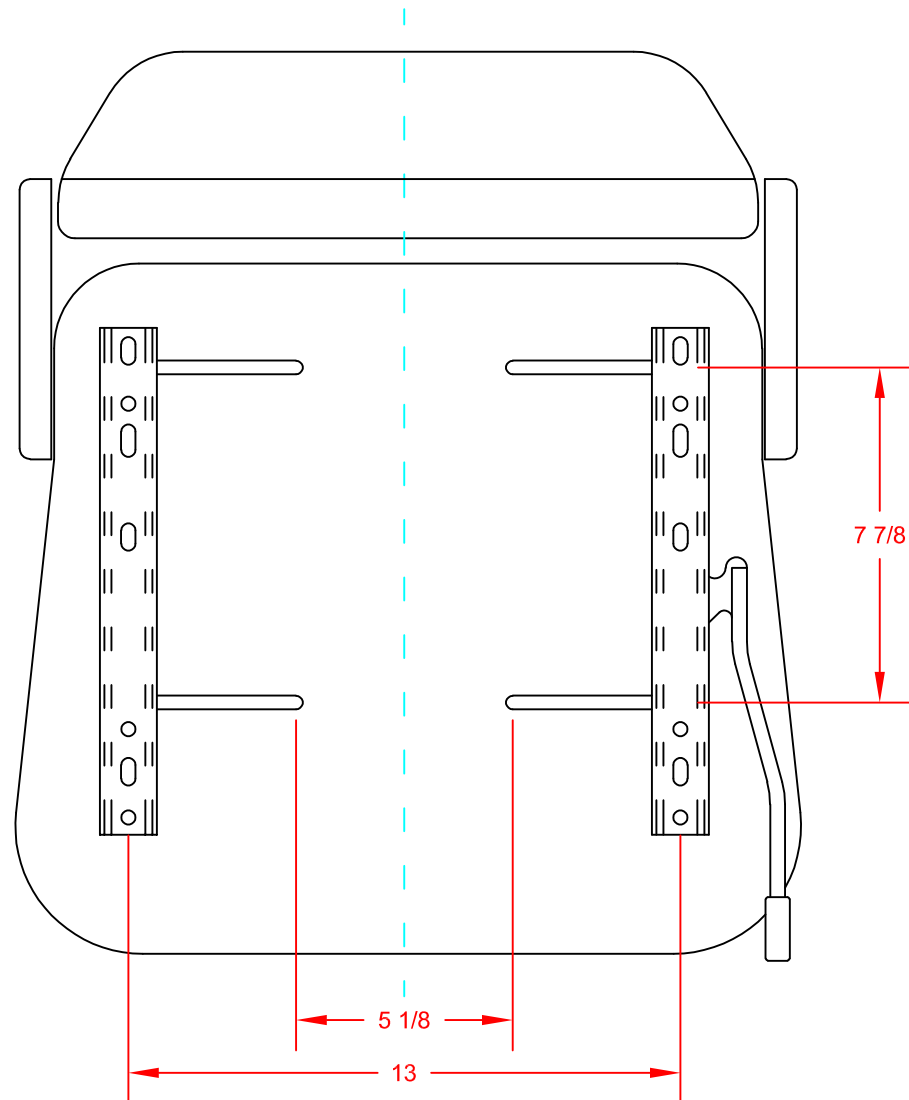


Bolt pattern mounting depths available:

4 1/2", 5 1/4", 5 1/2", 5 3/4", 6 1/4", 6 1/2"
 6 3/4", 7", 7 1/2", 7 3/4", 8", 8 1/2", 8 3/4"
 9", 9 3/4", 10", 10 1/4", 11"

Note: Both the right and left slide rails
 have the same hole pattern.



This document contains confidential and proprietary information that cannot be reproduced or divulged, in whole or in part, without written authorization from Concentric International.

Scale: None

Units: Inches

Tolerance:

Drawing Title:

355 Seat Base

Rev	Date	By	Description
A	10-11-17	SC	Dimensional Drawing
B	11-16-17	SC	Dimensions in 1/16"
C	5-15-19	SC	Add bolt pattern mounting depths

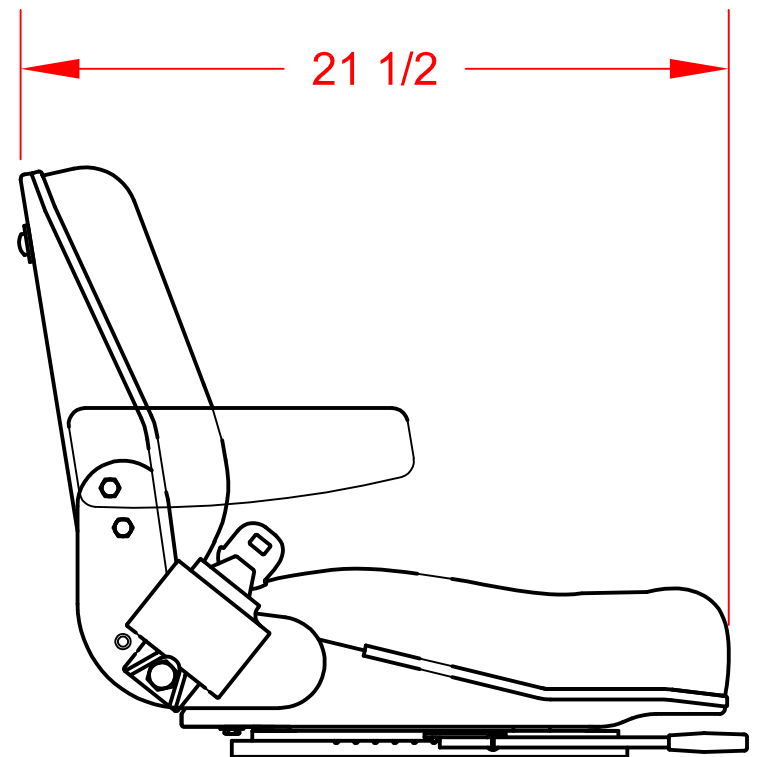
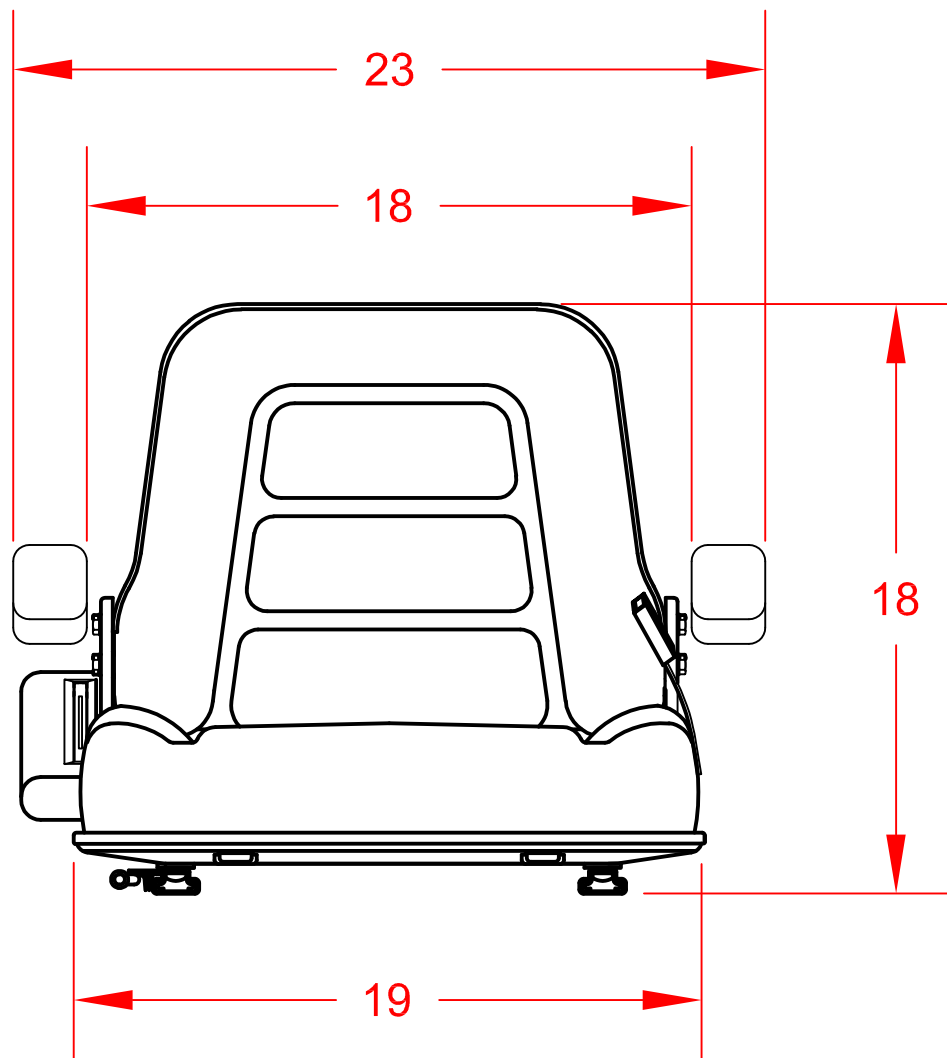
Sheet: 1 of

Filename:

355 Seat.dwg

Dwg / Part No:

355 Series Seat



This document contains confidential and proprietary information that cannot be reproduced or divulged, in whole or in part, without written authorization from Concentric International.

Scale: None

Units: Inches

Tolerance:

Drawing Title:

355 Seat

Rev	Date	By	Description
A	4-18-19	SC	355 Seat w/Armrests
B			
C			

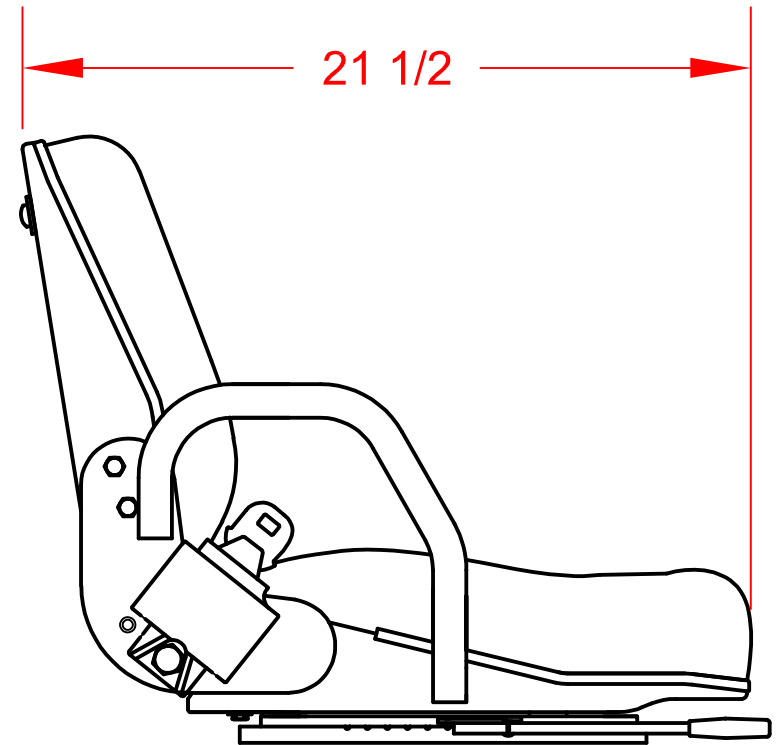
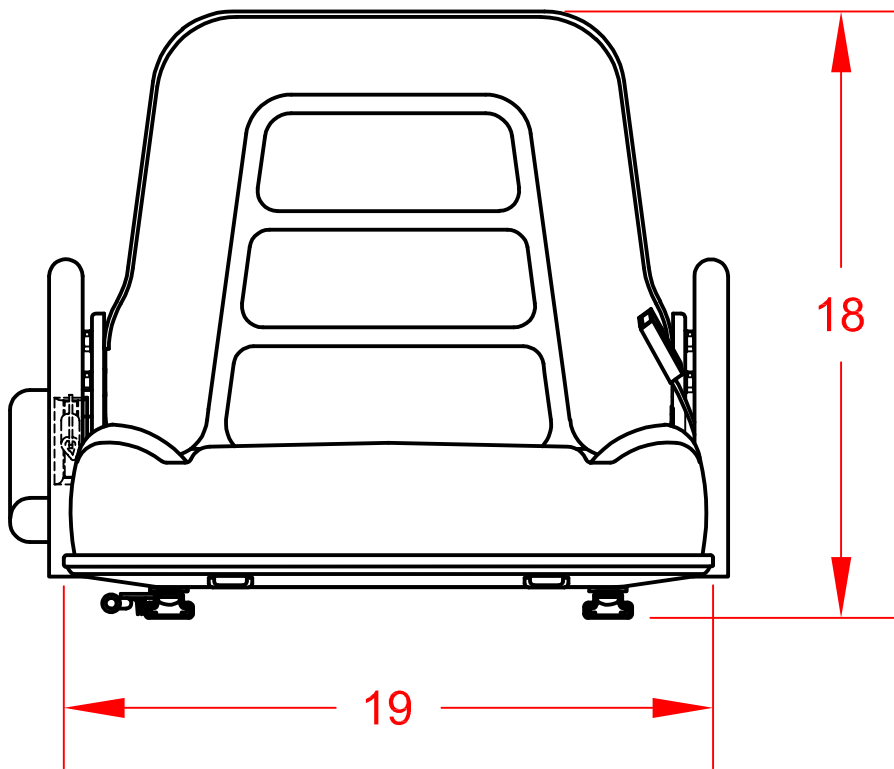
Sheet: 3 of

Filename:

355 Seat.dwg

Dwg / Part No:

355 Series Seat



This document contains confidential and proprietary information that cannot be reproduced or divulged, in whole or in part, without written authorization from Concentric International.

Scale: None

Units: Inches

Tolerance:

Drawing Title:

355 Seat

Rev	Date	By	Description
A	4-18-19	SC	355 Seat w/Hip Restraints
B			
C			

Sheet: 2 of

Filename:

355 Seat.dwg

Dwg / Part No:

355 Series Seat